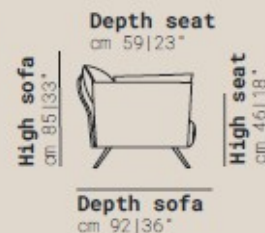


mod / SURF

From the sofa to the chaise longue, all the elements of the Surf modular system are characterized by the cushions tufted into sections, which generate a sense of total comfort, already at sight as well as in contact with the body.

Du canapé à la chaise longue, tous les éléments du système modulaire Surf sont caractérisés par les coussins divisés en sections, qui génèrent une sensation de confort total, déjà à la vue ainsi qu'au contact du corps. Un agréable contraste avec cette sensation de plénitude est créé par les lignes fines des accoudoirs et du dossier, ainsi que les pieds en métal gracieux et dynamiques.



DATA SHEET

Padding

Seat: Foam
Back: Foam + Feather
Arms: Foam

Frame

Particle board: 20%
Multilayer: 30%
Fir: 30%
Masonite: 20%

Suspension System

Seat: Webbing
Back: Springs

Other features

Seating: Fixed
Back: Fixed
Arms: Fixed

Legs

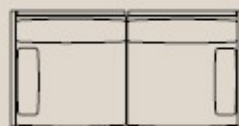
The legs finishes are available according to our colour palettes.



Chair
cm 94 | 37" V010



2 Seater
cm 166 | 65" V020



2,5 Seater
cm 182 | 72" V029



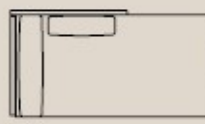
3 Seater
cm 214 | 84" V030




Chaise longue left
cm 91 | 36" V019



2,5 left arm
cm 155 | 61" V076



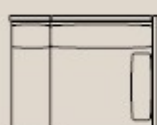
Chaise longue right
cm 160 | 63" V283



3 Seater maxi
cm 238 | 94" V063



Chaise longue right
cm 91 | 36" V018



2,5 right arm
cm 155 | 61" V077



Chaise longue right
cm 160 | 63" V284



Depth C.L.
cm 156 | 61"